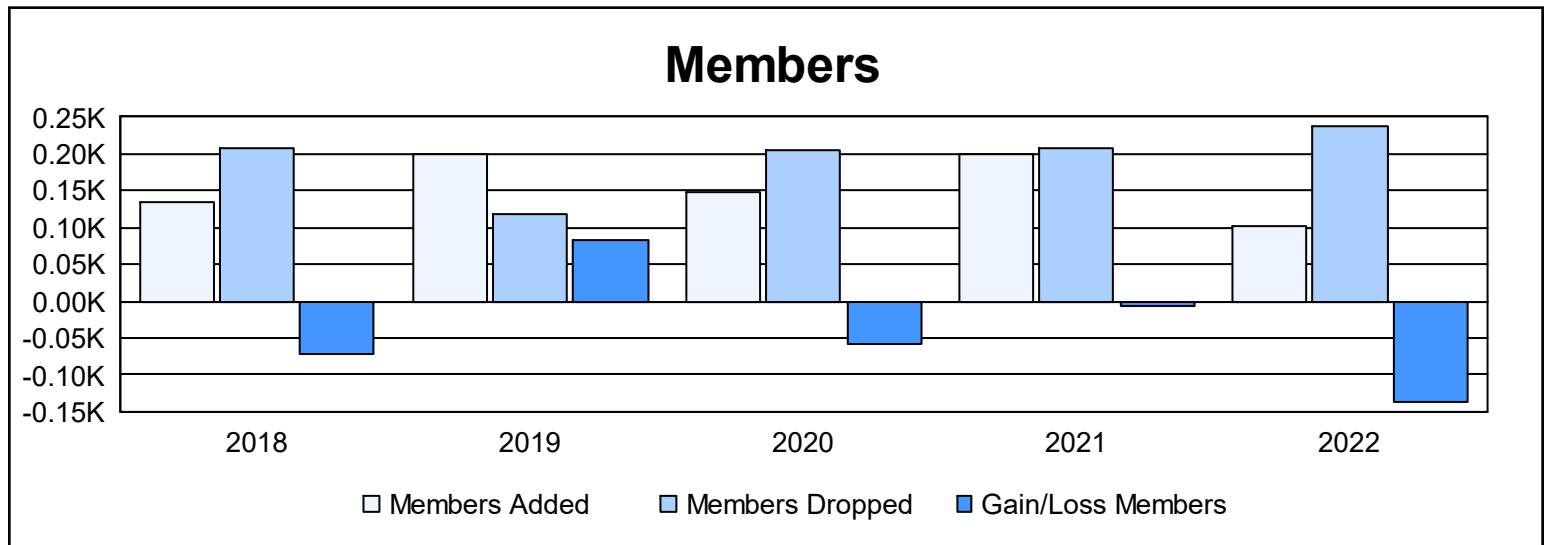
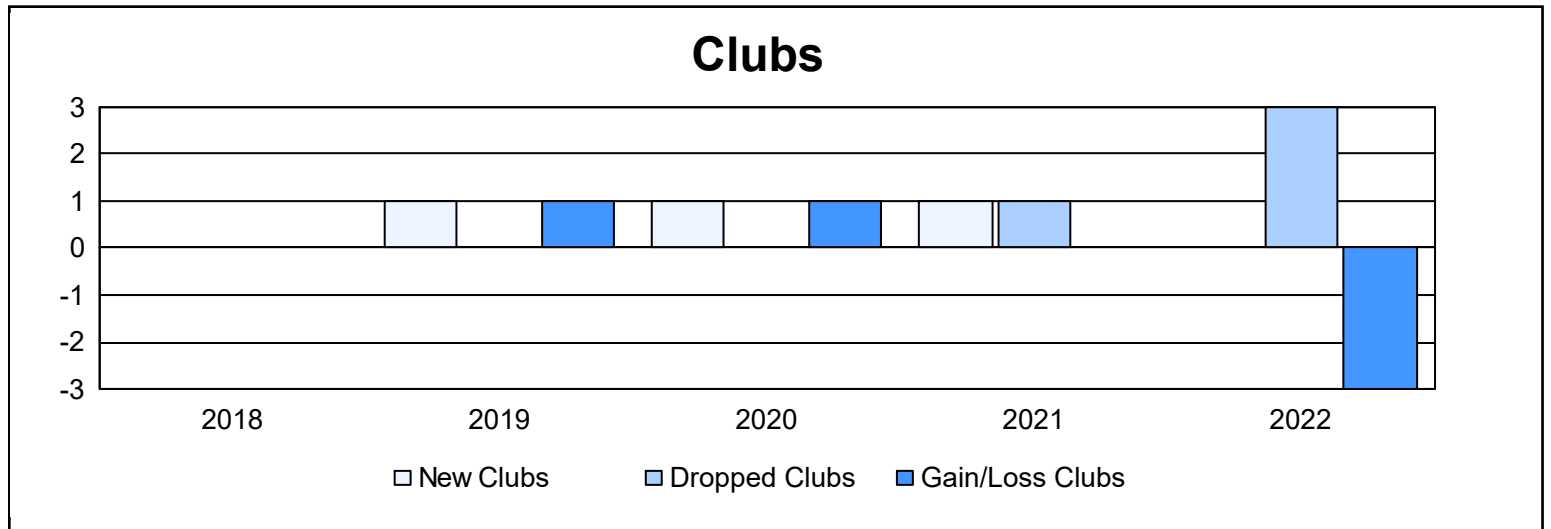
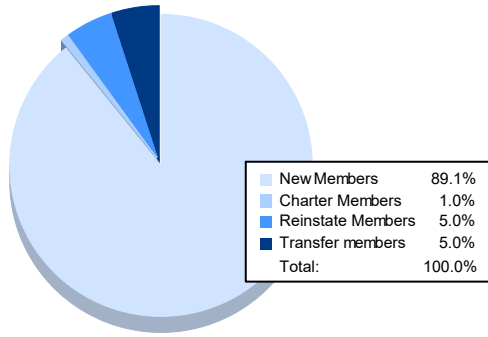


| Year           | New Clubs | Dropped Clubs | Gain/ Loss Clubs | New Members | Charter Members | Reinstate Members | Transfer Members | Total Member Added | Total Members Dropped | Gain/ Loss Members |
|----------------|-----------|---------------|------------------|-------------|-----------------|-------------------|------------------|--------------------|-----------------------|--------------------|
| 2017-2018      | 0         | 0             | 0                | 116         | 4               | 8                 | 7                | 135                | 207                   | -72                |
| 2018-2019      | 1         | 0             | 1                | 174         | 22              | 4                 | 1                | 201                | 119                   | 82                 |
| 2019-2020      | 1         | 0             | 1                | 109         | 24              | 6                 | 8                | 147                | 206                   | -59                |
| 2020-2021      | 1         | 1             | 0                | 102         | 72              | 25                | 2                | 201                | 207                   | -6                 |
| 2021-2022      | 0         | 3             | -3               | 90          | 1               | 5                 | 5                | 101                | 238                   | -137               |
| <b>Average</b> | <b>1</b>  | <b>1</b>      | <b>0</b>         | <b>118</b>  | <b>25</b>       | <b>10</b>         | <b>5</b>         | <b>157</b>         | <b>195</b>            | <b>-38</b>         |



### Membership Composition June 2022 Cumulative



### Gender Composition June 2022 Cumulative

